

Vent Extension Field Kit

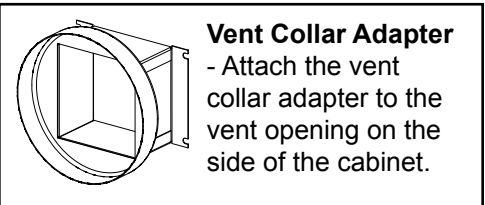
Applies to: **Models RDCB, RDCC, Rddb and RDDC**

Application

The standard MAPS unit with gas-fired heat section vents combustion gas horizontally. The vent extension kit provides for attaching a vertical vent pipe that will allow the vent terminal to extend above the unit.

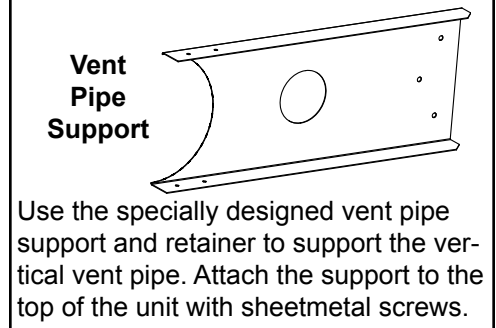
Components

| Vent Extension Kit, P/N 221120 | | |
|--------------------------------|-------------------------|---------------|
| Qty | Description | P/N |
| 1 | Vent Collar Adapter | 221108 |
| 1 | Vent Support | 221104 |
| 1 | Vent Pipe Retainer Band | 221103 |

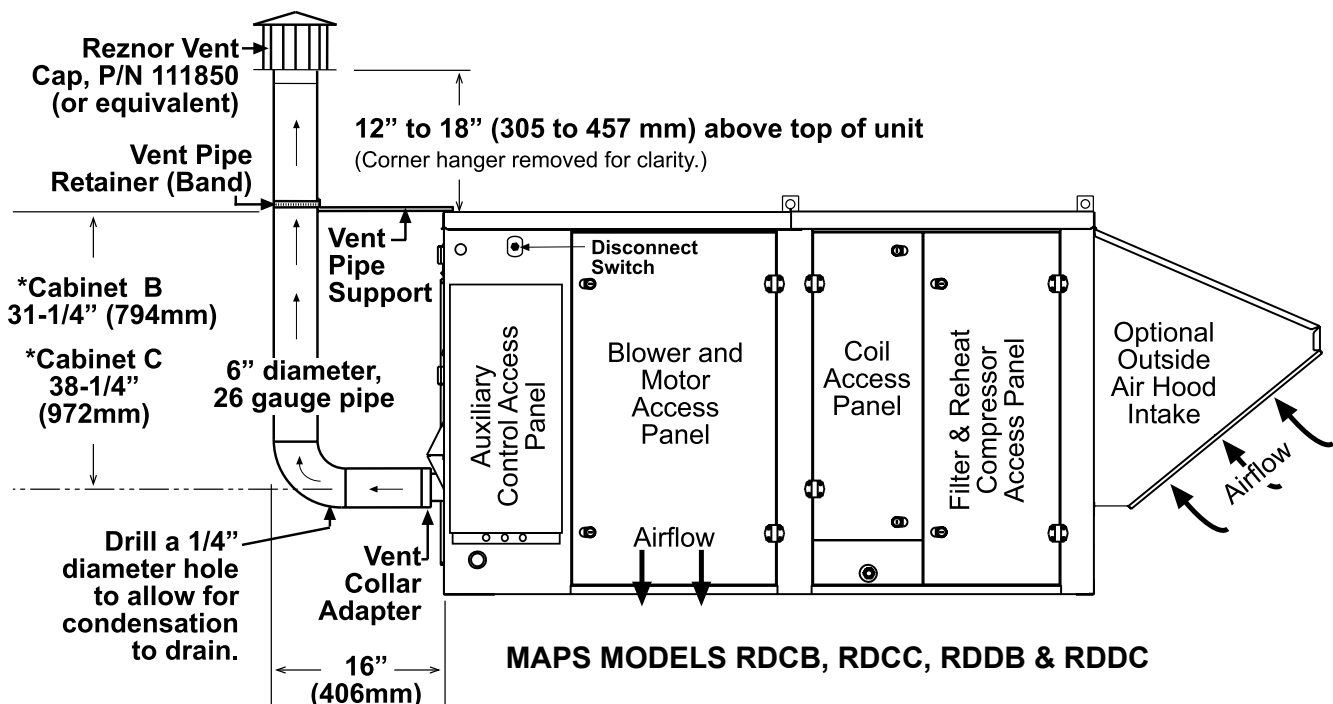


In addition, the following **must be field supplied**:

- 6" diameter, 26 gauge flue pipe (see illustration)
- 6" diameter Reznor Vent Cap, P/N 111850 (or equivalent)
- Sheetmetal screws



Installation Requirements



*See cross-reference by cabinet size and model size on page 2.

Cross-Reference for RDCB, RECC, RDDB and RDDC Model Size and Gas Heat Section to Cabinet Size B, and C

| Model RDCB | Model RDCC | Gas Heat Section Size | | | | | | | |
|------------|------------|-----------------------|------|------|------|------|------|------|-------|
| | | -250 | -300 | -400 | -500 | -600 | -700 | -800 | -1000 |
| 060 | | -- | -- | -- | -- | -- | -- | -- | -- |
| 078 | -- | B | B | | B* | -- | -- | -- | -- |
| 090 | | B | B | | B* | -- | -- | -- | -- |
| 118 | 120 | B | B | | B* | -- | -- | -- | -- |
| 136 | -- | B | B | | B* | -- | -- | -- | -- |
| 160 | | B | B | | B* | -- | -- | -- | -- |
| 186 | -- | B | B | | B* | -- | -- | -- | -- |
| 200 | | B | B | | B* | -- | -- | -- | -- |
| 190 | | -- | -- | C | C | C | C | -- | C** |
| 216 | -- | -- | -- | C | C | C | C | -- | C** |
| 298 | | -- | -- | C | C | C | C | -- | C** |
| 410 | | -- | -- | C | C | C | C | -- | C** |

| Model RDDB | Model RDDC | Gas Heat Section Size | | | | | | | |
|------------|------------|-----------------------|------|------|------|------|------|------|-------|
| | | -250 | -300 | -400 | -500 | -600 | -700 | -800 | -1000 |
| 084 | | -- | -- | -- | -- | -- | -- | -- | -- |
| 102 | -- | B | B | -- | -- | -- | -- | -- | -- |
| 114 | | B | B | -- | -- | -- | -- | -- | -- |
| 142 | 144 | B | B | -- | -- | -- | -- | -- | -- |
| 162 | -- | B | B | -- | -- | -- | -- | -- | -- |
| 184 | | B | B | -- | -- | -- | -- | -- | -- |
| -- | 196 | B | B | -- | -- | -- | -- | -- | -- |
| 210 | -- | B | B | -- | -- | -- | -- | -- | -- |
| 222 | -- | B | B | -- | -- | -- | -- | -- | -- |
| 224 | -- | B | B | -- | -- | -- | -- | -- | -- |
| 236 | | B | B | -- | -- | -- | -- | -- | -- |
| -- | 257 | B | B | -- | -- | -- | -- | -- | -- |
| 248 | | -- | -- | C | C | C | C | -- | C** |
| 262 | | -- | -- | C | C | C | C | -- | C** |
| 272 | -- | -- | -- | C | C | C | C | -- | C** |
| 288 | -- | -- | -- | C | C | C | C | -- | C** |
| 354 | | -- | -- | C | C | C | C | -- | C** |
| 370 | | -- | -- | C | C | C | C | -- | C** |
| 468 | | -- | -- | C | C | C | C | -- | C** |
| 482 | | -- | -- | C | C | C | C | -- | C** |

* A MAPS® B Cabinet with 500 mbh of gas heat is a Size 250 mbh heat section plus an Option JH25 curb with a 250 mbh duct furnace.

** A MAPS® C Cabinet with 1000 mbh of gas heat is a Size 700 mbh heat section plus an Option JH30 curb with a 300 mbh duct furnace.

www.ReznorHVAC.com; (800) 695-1901

©2015 Reznor LLC, All rights reserved.

Trademark Note: Reznor® and MAPS® are registered in at least the United States. All other trademarks are the property of their respective owners.

05/15 Form CP-MAPS-Vnt Ext (05-15)

