

REPLACEMENT THERMOSTATS AND ACCESSORIES

IMPORTANT

1. Always include complete model and serial number so that any specification change can be considered for parts replacement. It can save time and expense.
2. In keeping with our policy of continuous product improvement, we reserve the right to alter any information shown here. Specifications are subject to change without notice.
3. We reserve the right to substitute functional replacements.
4. Order by Part Number (PN), not by option designation.

NOTE: Replacement thermostats are listed in Table 1 and shown in Figure 1. Thermostat accessories are listed in Table 2 and shown in Figure 2.

Application	Mounting Type	Thermostat Type	Item No.	Option	Thermostat Specifications	Manufacturer's Model	PN
Gas- and oil-fired equipment	Square	Single-stage	1	CL1	50–90°F, 20–30VAC supply, 18–30VAC rating, fan and system switches	T812C1000/U	255350
			2	CL52	44–90°F, 24VAC supply, COOL/OFF/HEAT system setting	T705	220632
Gas-fired equipment	Horizontal	Two-stage	3	CL22	Non-programmable, 40–99°F (heat), 50–99°F (cool), 18–30VAC supply, AUTO/ON fan setting	T715	220630*
	Vertical	High-intensity infrared	4	CL34	Single-stage, 40–80°F, 120/208/240/277V, SPST	T410A1013/U	110252
	Horizontal		5	CL82	Two-stage, digital, 32–104°F, 18–30VAC supply, single setpoint operation	0002-42-156	222649
Electronic modulation gas control systems	Vertical	Room override, electronic modulating	6	CL9	40–90°F, SPST, line voltage	Maxitrol T115	24857**
Electric heating equipment	Multi-position	Single-stage	7	CL1A	45–95°F, 20–30VAC supply, 20–30VAC rating, SPST	T822K1018/U	234434
			8	CL5	41–77°F, 277/480V, SPST	OTL101F	234435
			9	CL5A	40–110°F, 24–277VAC, SST coil sensor, SPDT, NEMA 4X thermoplastic enclosure	OWD-TM	234388
			10	CL5C	40–80°F, 120/208/240/277V, DPST	T410B1004/U	270715
Touchscreen	Horizontal	Programmable	11	CX-1	40–80°F, 120–277VAC, SPDT, NEMA class seven div 1	OHX-TM	234436
			12	CL23	40–90°F (heat), 50–99°F (cool), 24VAC or battery power, fan and system switches	TB8220U1003/U	257338
Modulating	Horizontal	Programmable	13	CL33	Single-zone, multi-stage (three heating and three cooling stages, 24VAC supply, 20–30VAC rating, fan and system switches)	T350D1008/U	221038
			14	CL36	Multi-stage (two 4–20mA modulating and two relay stages, 24VAC supply, 22–30VAC rating, fan and system switches)	T7350M1008/U	257600
Units with Carel digital controls	Horizontal	DDC communication	15	CL78	14–140°F, 24VAC supply	ATCM001 CW0	272631
Optional for model WS units***	Vertical	Light-duty	16	HT15	44–88°F, with sub-base, 277VAC supply, single-system switch (package PN 177259)	T6169B4017/U	205913
			17	HT16	46–84°F, 120–240VAC supply, two SPDT switches (package PN 177260)	T6052B1013/U	176686
		—	Heavy-duty	17A	—	Sub-base (part of package PN 177260)	Q651C1007

*May also be used for electric heating equipment.

**Used on makeup air installations with electronic modulation option AG8 or AG9.

***Optional thermostats and thermostat accessories are available with different products and are listed by option and package PN. If ordering the entire option, order by the package PN. If ordering only the replacement thermostat, order by the individual item PN.



















<p>Item 1</p> 	<p>Item 2</p> 	<p>Item 3</p> 
<p>Item 4</p> 	<p>Item 5</p> 	<p>Item 6</p> 
<p>Item 7</p> 	<p>Item 8</p> 	<p>Item 9</p> 
<p>Item 10</p> 	<p>Item 11</p> 	<p>Item 12</p> 
<p>Item 13</p> 	<p>Item 14</p> 	<p>Item 15</p> 
<p>Item 16</p> 	<p>Item 17</p> 	<p>Item 17A</p> 

Figure 1. Replacement Thermostats (Refer to [Table 1](#))

Table 2. Thermostat Accessories (See Figure 2)					
Item No.	Option	Component	Description	Manufacturer's Model	PN
1	CL31	Transformer			
2	CL31 CL32	Relay	Wired and mounted on specially-designed bracket		—*
3	CM1/CM4	Cover	Thermostat, guard, clear plastic, locking	TG511A	257464**
4	CM1B			TG512A	257463***
*These replacement parts apply to options on currently-manufactured models UDAP, UDAS, APS, F, B, and VR. They also apply to obsolete models FE, BE, TR, and TR-H. Refer to installation manual (form I-OPT-MH, PN 102247, available from Factory Distributer) for information, PNs, and quantities by model.					
**Does not fit all thermostats. Check with Factory Representative before ordering.					
***For all thermostats except options CL33 and CL36.					



Figure 2. Thermostat Accessories (Refer to Table 2)

